

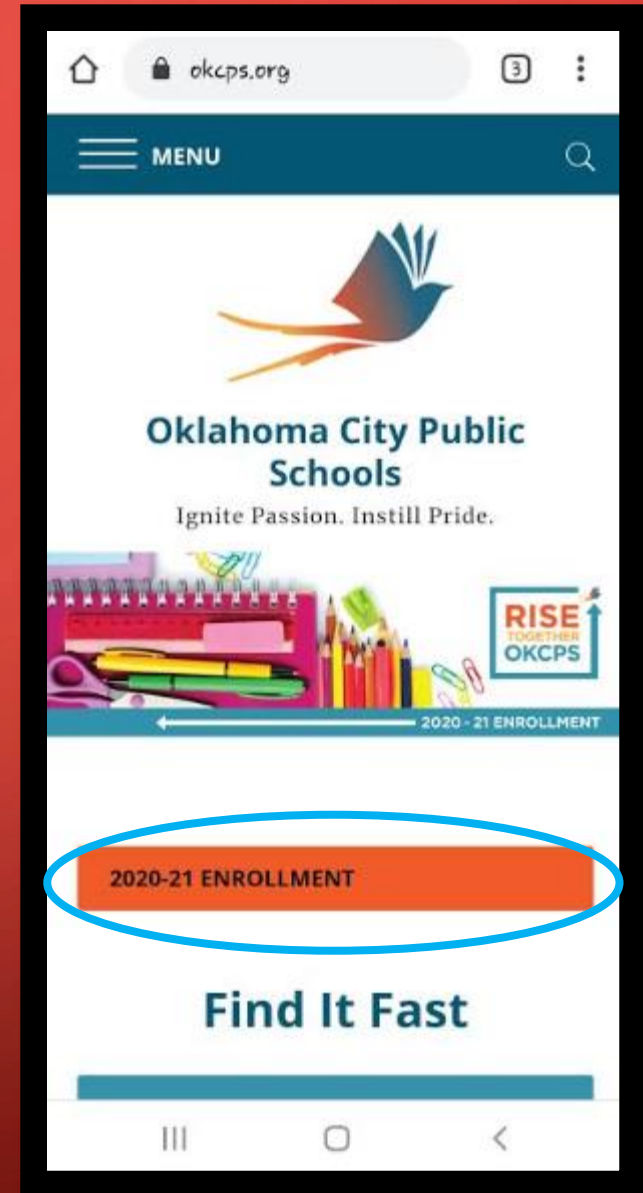



CÉSAR CHÁVEZ ELEMENTARY

2020-2021 SCHOOL YEAR ENROLLMENT

ON YOUR PHONE EN SU TELEFONO

- Go to google chrome and go to okcps.org
- Vaya a google chrome y a okcps.org



- Scroll down and press Parent Portal
- Deslize hacia abajo y presione Parent Portal

CURRENT FAMILIES PARENT PORTAL

Current OKCPS Families with access to the Infinite Campus Parent Portal can confirm enrollment for your child(ren) for the 2020-2021 school year by logging into your account, updating information, and completing the annual forms by selecting More > Enrollment Confirmation.

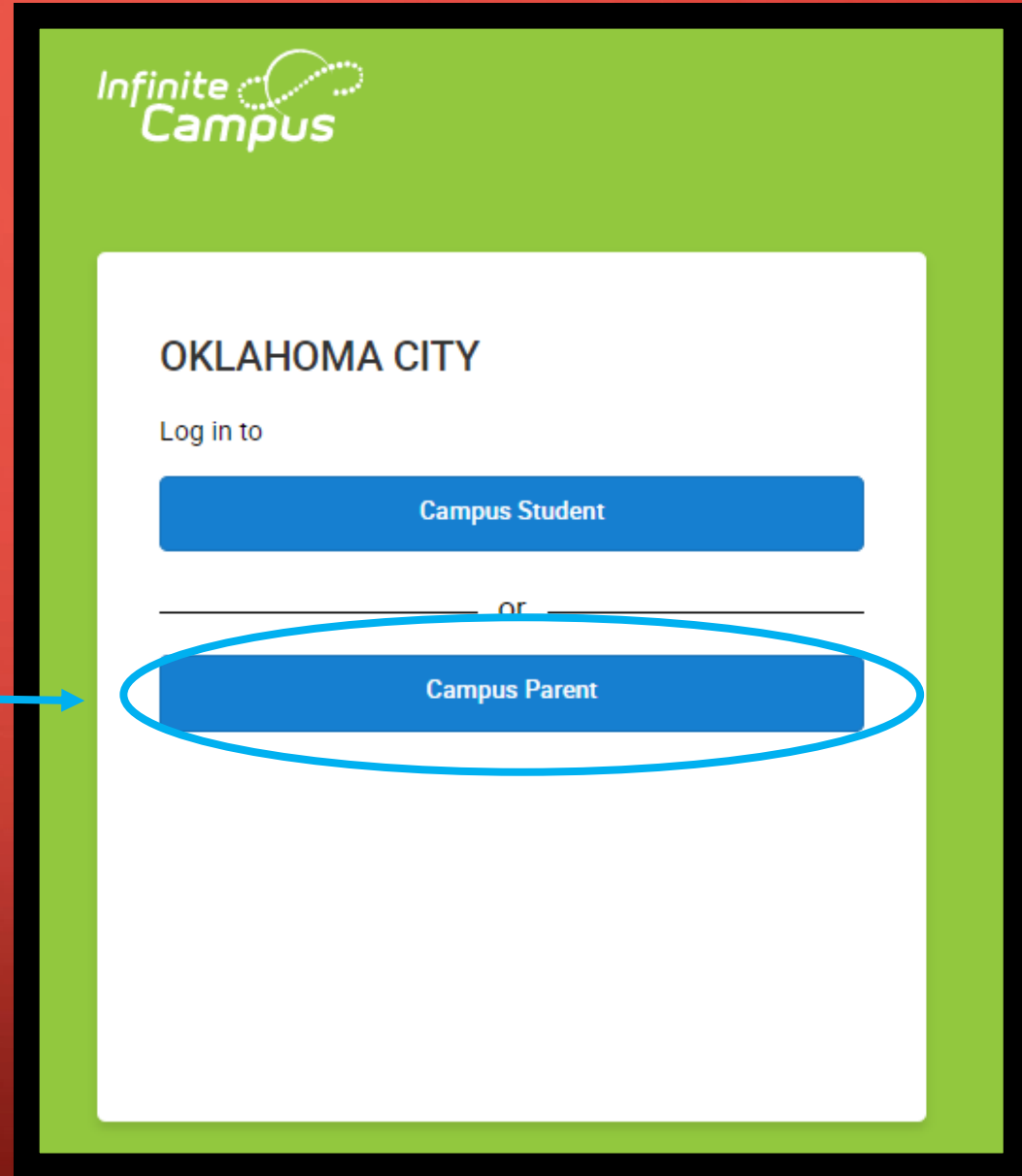
Current OKCPS Families who

usernames or passwords or do not have access yet to the Infinite Campus Parent Portal please complete this form for assistance.

Parent Portal

- This will redirect you to Infinite Campus, click on Campus Parent

- Ésto lo mandará a Infinite Campus, haga click en Campus Parent



- Click on New User?

- Haga click en New User? (Nuevo Usuario?)

Infinite Campus

OKLAHOMA CITY

Parent Username

Password

Log In

[Forgot Password?](#) [Forgot Username?](#) [Help](#)

Log in to Campus Student

OR

[New User?](#)

ACTIVATION KEY

- The Person Guide number you were given is your Activation Key
 - Make sure you spell this correctly
 - Click Submit
-
- El número de Person Guid que se le dio es su Activation Key (Clave)
 - Asegurese de deletrearlo bien
 - Haga click en Submit

Infinite Campus

New User?

Activate your Campus Portal account by entering the activation key sent to you by your district.

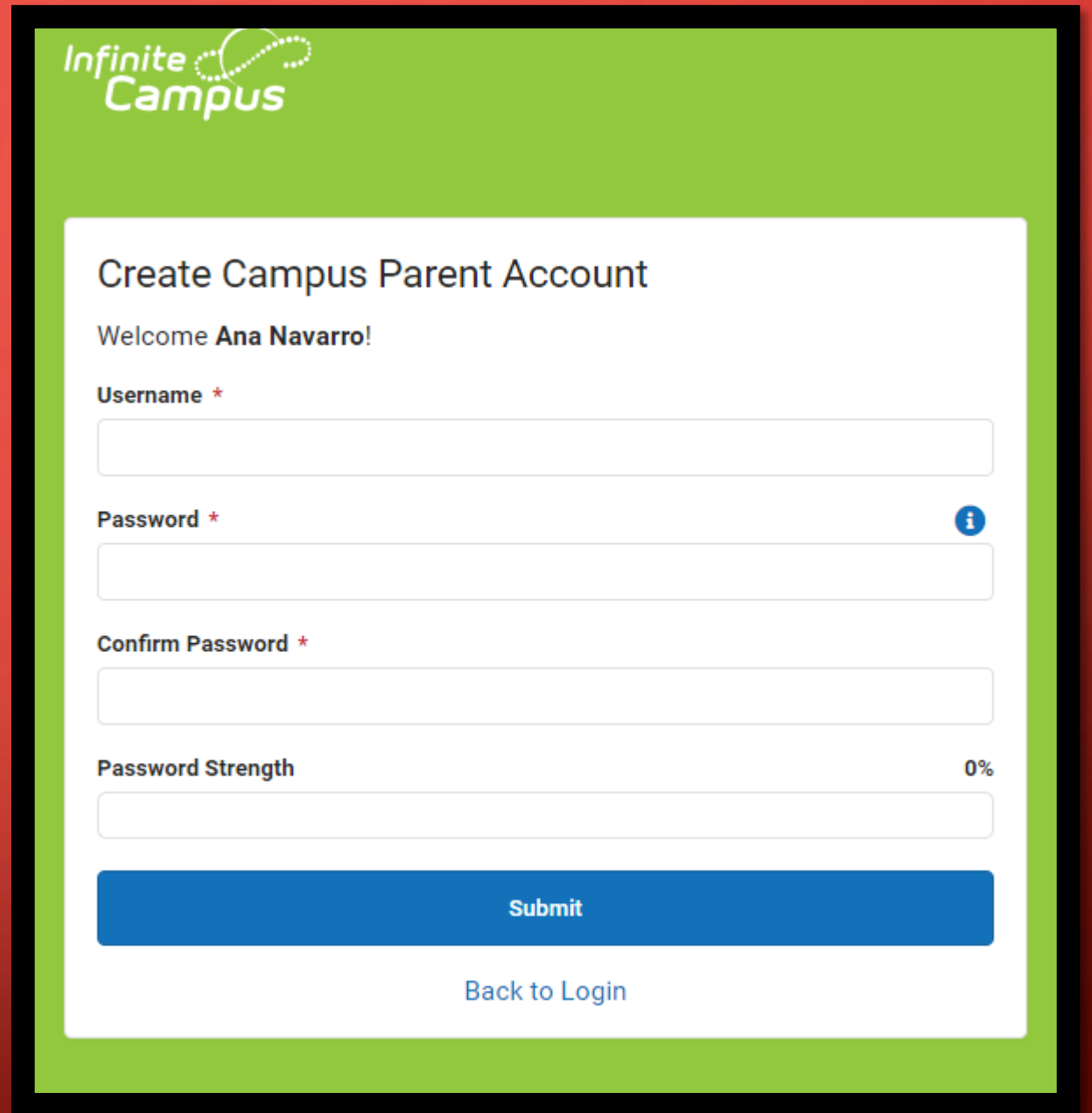
If you do not have an activation key, please contact your district to obtain one.

Activation Key *

Submit

[Back to Login](#)

- At this time you will create a username and password
- En éste momento creará un nombre de usuario y una contraseña




The screenshot shows a web form titled "Create Campus Parent Account" on a green background. The Infinite Campus logo is in the top left. The form is white and contains the following elements:

- Create Campus Parent Account** (Section Header)
- Welcome **Ana Navarro!** (Text)
- Username *** (Label) with an empty text input field.
- Password *** (Label) with an empty text input field and an information icon (i) on the right.
- Confirm Password *** (Label) with an empty text input field.
- Password Strength** (Label) with a progress bar showing **0%** on the right.
- Submit** (Blue button)
- [Back to Login](#) (Text link)

- Click Back to Login

- Haga click en Back to Login



- Use your new information to log in
- Use su información nueva para entrar

Infinite Campus

OKLAHOMA CITY

Parent Username

Password

[Log In](#)

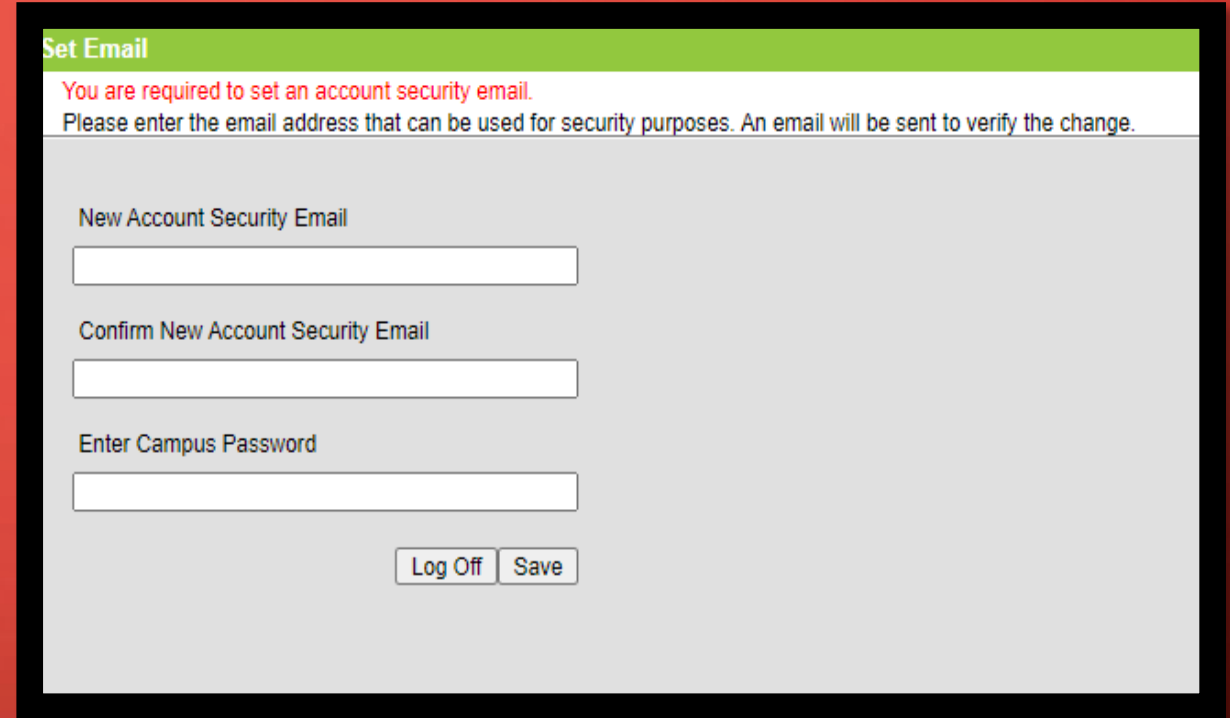
[Forgot Password?](#) [Forgot Username?](#) [Help](#)

[Log in to Campus Student](#)

_____ OR _____

[New User?](#)

- Re-enter your information for security purposes
- Por seguridad vuelva a poner su información



Set Email

You are required to set an account security email.
Please enter the email address that can be used for security purposes. An email will be sent to verify the change.

New Account Security Email

Confirm New Account Security Email

Enter Campus Password

- Congrats!! Your parent portal has been completed, just a few more steps to enroll your student(s)

Click on More

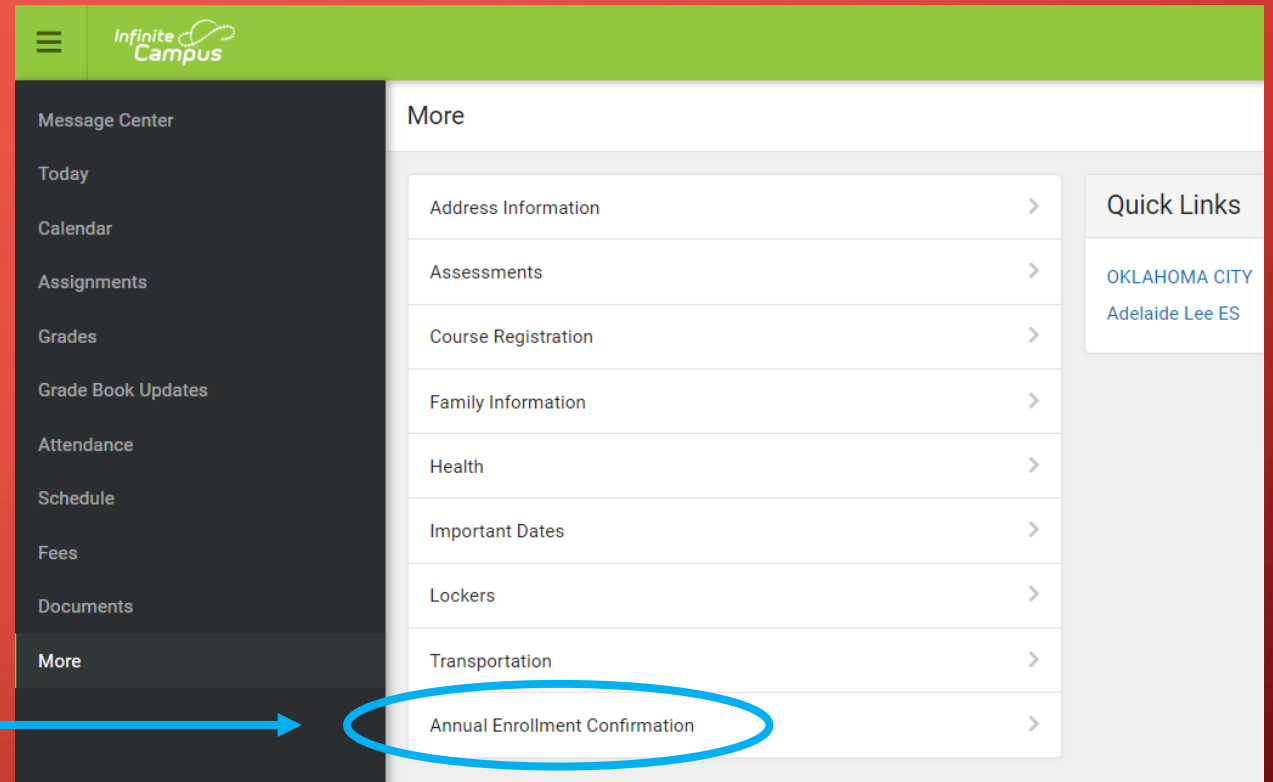
- Felicidades!! Su registraci3n al portal de padres ya est1 completa, solo unos pasos m1s para registrar a su(s) estudiante(s)

Haga click en More

The screenshot displays the Infinite Campus parent portal interface. On the left, a dark sidebar menu lists various navigation options: Message Center, Today, Calendar, Assignments, Grades, Grade Book Updates, Attendance, Schedule, Fees, Documents, and More. The 'More' option at the bottom of this menu is highlighted with a blue circle, and a blue arrow points to it from the text 'Haga click en More'. The main content area on the right is titled 'Message Center' and features two tabs: 'Announcements' and 'Inbox'. The 'Announcements' tab is currently selected, showing a message that reads 'No Announcements.'

- Now click on Annual Enrollment Confirmation

- Ahora haga click en Annual Enrollment Confirmation





 Ana Navarro

Online Registration

Please select from the following:

Register student(s) who are currently enrolled in this district. **OR** Register student(s) who have never been enrolled in this district.

[Click here to go to Existing Student Registration](#)

[Click here to go to New Student Registration](#)

- Click accordingly and begin your registration
- Haga click acuerdo a sus necesidades y comience su registraci3n